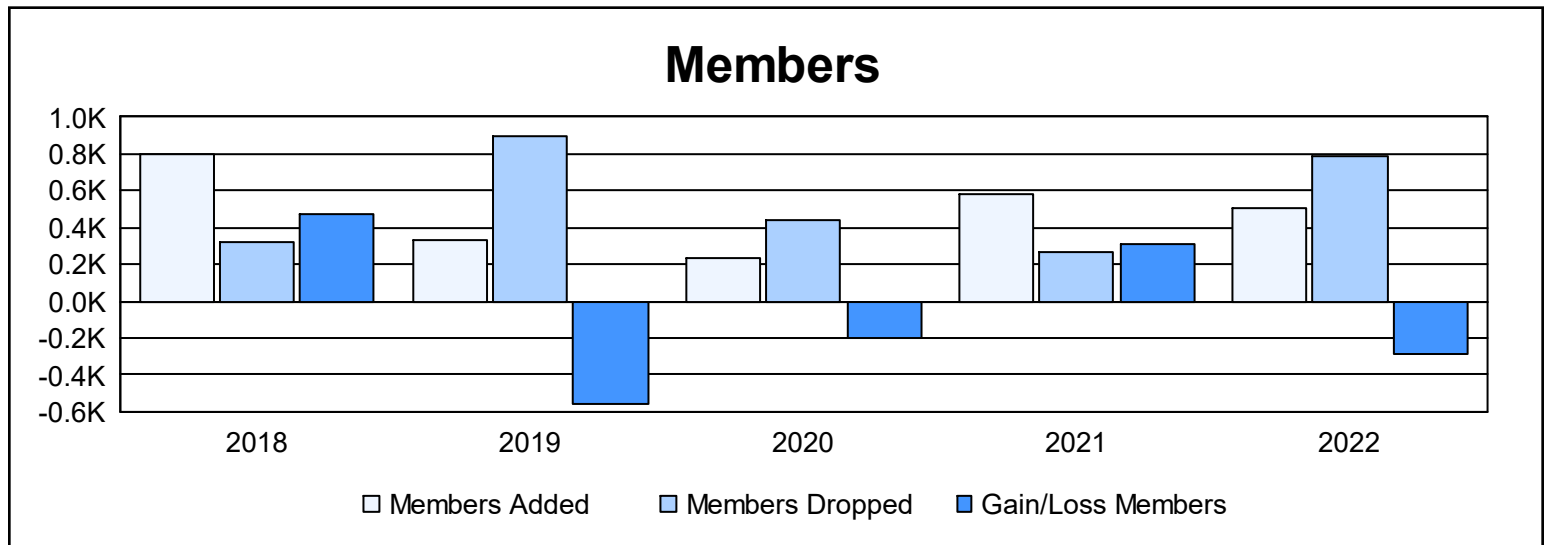
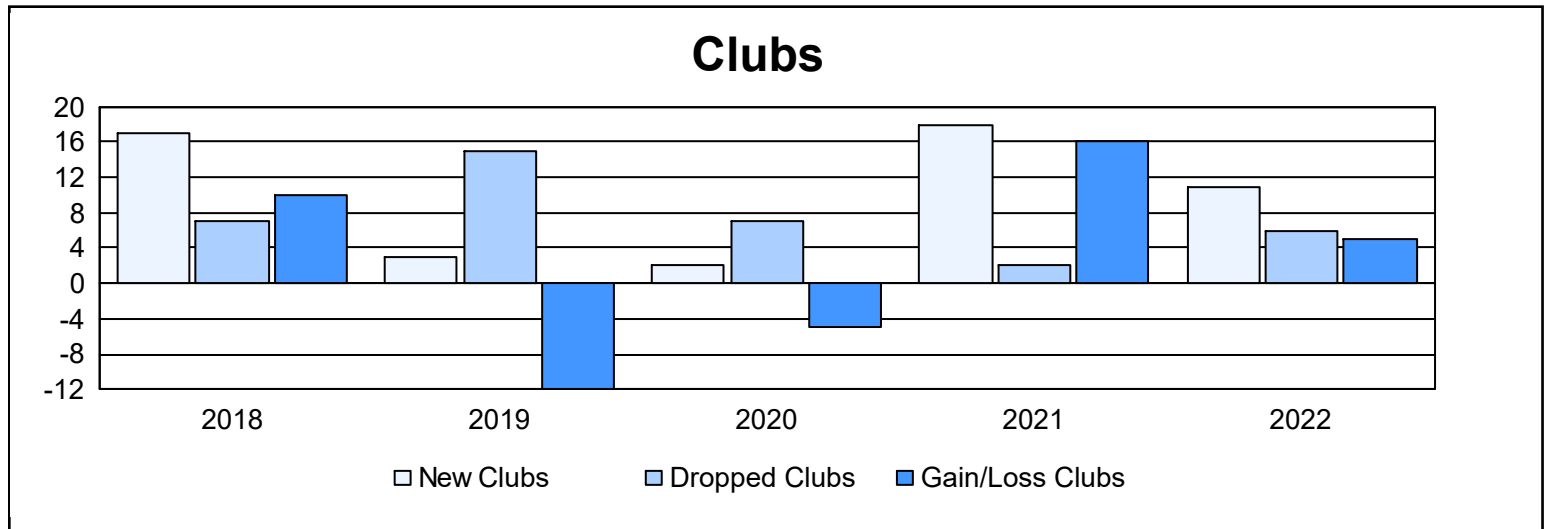
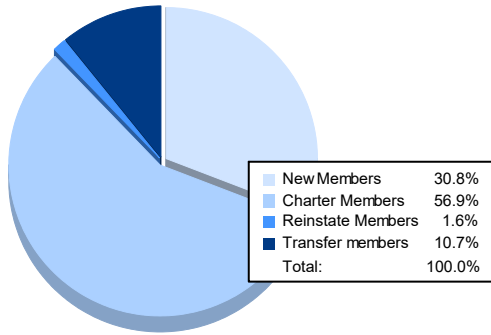


| Year | New Clubs | Dropped Clubs | Gain/ Loss Clubs | New Members | Charter Members | Reinstate Members | Transfer Members | Total Member Added | Total Members Dropped | Gain/ Loss Members |
|----------------|-----------|---------------|------------------|-------------|-----------------|-------------------|------------------|--------------------|-----------------------|--------------------|
| 2017-2018 | 17 | 7 | 10 | 369 | 357 | 54 | 19 | 799 | 324 | 475 |
| 2018-2019 | 3 | 15 | -12 | 120 | 93 | 116 | 4 | 333 | 891 | -558 |
| 2019-2020 | 2 | 7 | -5 | 106 | 75 | 41 | 14 | 236 | 436 | -200 |
| 2020-2021 | 18 | 2 | 16 | 171 | 379 | 13 | 15 | 578 | 272 | 306 |
| 2021-2022 | 11 | 6 | 5 | 155 | 286 | 8 | 54 | 503 | 785 | -282 |
| Average | 10 | 7 | 3 | 184 | 238 | 46 | 21 | 490 | 542 | -52 |



Membership Composition June 2022 Cumulative



Gender Composition June 2022 Cumulative

